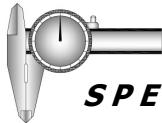


EM 1200 - LED DOUBLE

The EBELCO 1200 series electromagnetic locks are renowned with its excellent holding force and the remarkable features.

The series compliance to CE and PSB Test are manufactured under the highest quality control to achieve the commitment to customer who always satisfied with maximum quality and reliability.



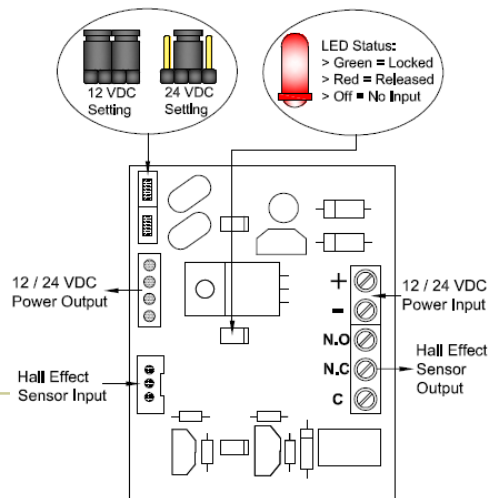
SPECIFICATIONS:

- ▶ **Voltage Input :** 12 VDC / 24 VDC (per Magnet)
- ▶ **Current Draw :** 12V / 500mA ; 24V / 250mA (±5%)
- ▶ **Holding Force :** Up to 1200 lbs x2 (545 kg x2)
- ▶ **Hall Effect Contact :** SPDT rated 2A at 24 VDC
- ▶ **Anti-Rust Surface Treatment :** Blue Zinc Plating
- ▶ **Operating Temperature :** 0~55° C (32~131° F)
- ▶ **Operating Humidity :** 0~95% (non condensing)
- ▶ **Weight (Magnet) :** 5.0 kg (±1%)
- ▶ **Dimensions :** Magnet - (L)532x(W)67x(T)39 mm
Armature - (L)185x(W)61x(T)16.5 mm

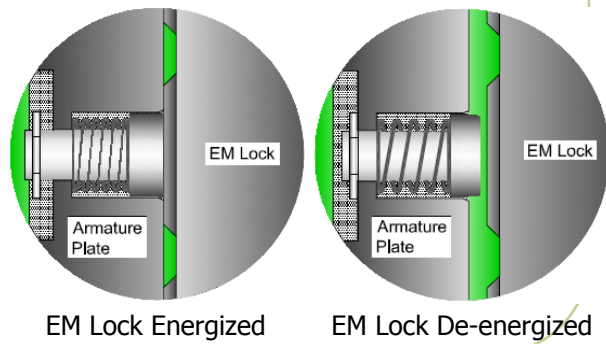


FEATURES:

- ▶ **Ideal for Double Swing Doors**
- ▶ **Dual Voltage Selectable (12 VDC or 24 VDC)**
- ▶ **Low Current Consumption**
- ▶ **Reliable Holding Force**
- ▶ **Hall Effect Sensor Monitoring Output**
- ▶ **Green/Red LED Indication for EM Lock Status**
- ▶ **Durable and Silence Operation**
- ▶ **Cosmeticize Anodized Aluminum Casing**
- ▶ **Surge & Spike Protection PCB**
- ▶ **Anti-Tamper Jam Nuts**
- ▶ **Full Range of Optional Brackets**
- ▶ **Anti Residual Magnetism Kick Off Button**



IMPORTANT!
 Set the jumper position according to the power input correctly before switch ON the power.



Disclaimer :

EBELCO reserve the right to go ahead with any modifications of models or features or price without forewarning. All the information and specifications stated in this document are current at the time of publication.

SECURITY . QUALITY . RELIABILITY