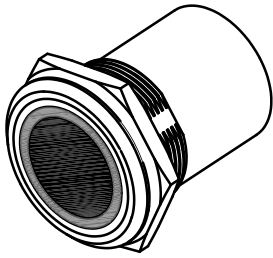


# SG-16 Multi-function Push Button



- Provide 3-D operation functions : Pressing, LED indicator, and sound warning. Wide range of applications especially for accessible environment.
  - Combining mechanical and electronic controls※. Backup output function support. Mechanical output is available when electronic control is out of order.
  - Internal microcomputer control with adjustable output time. The output is accompanied by a beep sound simultaneously. Intermittent sound to remind before the end of output. ( It also could adjust continuous beep sound.)
  - Waterproof stainless steel case. Buzzer volume has 4 segments to adjust.
- ※ When its electronic control is out of order (power cut or malfunction of internal board), it will automatically change to mechanical control without output delay function.

## Specification

State Indicator	Red and Green Double-colored LED light
Voltage input	12VDC~24VDC $\pm 10\%$
Current Consumption	Maximum 50mA $\pm 5\%$
Contact Output	N.O. X 2 sets & N.C. X 2 sets
Output Status	Trigger / Toggle (turn the VR to the right)
Delay time	1 sec~ 360 sec
Case	#304 Stainless Steel & PC Material
Buzzer	Sound off / Minimum / Medium / Maximum
Contact load	$\leq 2A@30VAC$
Contact life	$\geq 100,000$ times
Water resistant IP	IP65
Operation temperature	0~75°C ( Humidity 85% R.H. Max )

## Function



Red : Standby





Green : Action



Blinking green : Action is coming to the end

## Function selection

JP1  : 4 seconds before the end of the action with LED flashing 6 times with buzzer sound.

JP1  : Green light and buzzer sound are on when it is operating.

## Sound Adjustment



Buzzer sound off



Medium

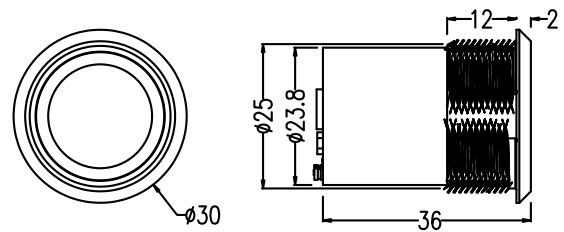


Minimum


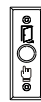




Maximum ( Default )

## Dimensions



## Model

Single switch	Package		
			
SG-16	SG-20P Dimensions: 115X39X4.5mm	SG-60P Dimensions: 115X70X4.5mm	SG-80P Dimensions: 86X86X4.5mm

## SG - 1 6 - RG

Template 25mm Indicator color

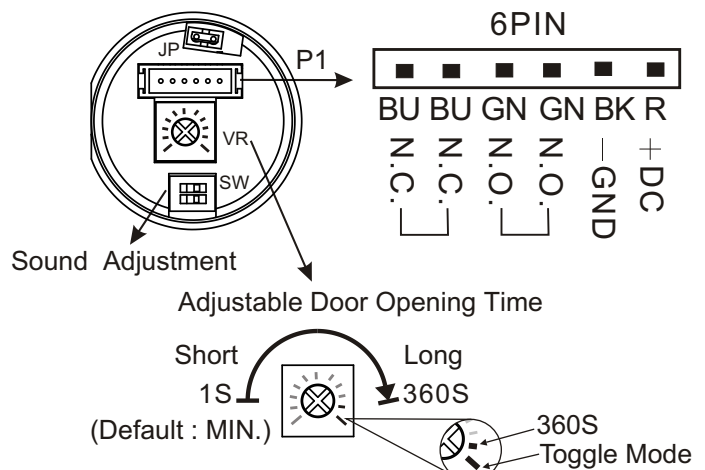
## Template

1 : w/o Template  
2 : SG-20P  
6 : SG-60P  
8 : SG-80P

## Indicator color

R : Red  
B : Blue  
G : Green  
X : w/o LED

## Connector



Turn VR to the right as Toggle mode Output.  
(Switch mode, press once to ON and press one to OFF.)