

Series Model

- SL-100B :DC12V, Without relock function
- SL-100U :DC12~24 , With relock function

Special features

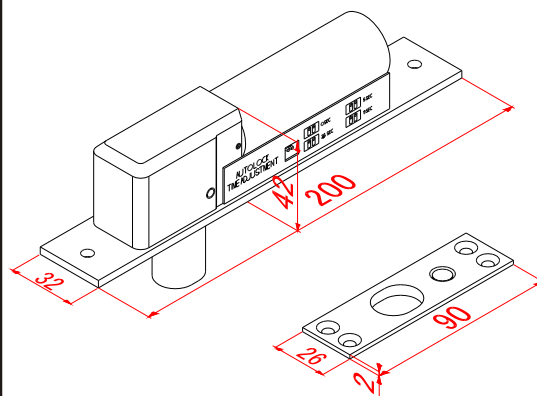
- Door position detection output, available for security unit use.
- Fail-safe (power to lock) electric lock suitable for all types of 90~180° door or fire exit.

- Special wearable design. Mechanic life of more than 1,000,000 times.
- Micro computer door position detection and current control to prevent error action and lower the lock's temperature.
- Stainless steel bolt is able to sustain more than 1200 kg of shear force.
- Built-in photo coupler door open push button input contact. Door will lock again automatically when door is not open within 5 seconds.

Specification

	SL-100B	SL-100U	
Power Supply	DC 12V	DC 12V	DC24V
Operation current	900mA	950mA	450mA
Holding current	360mA	350mA	180mA
Relock Function	×	Maximum 60 times	
Door Positions Sensor	N.C. & N.O.		
Application	all types of 90~180° door		
Delay Time	0 , 2.5 , 5 , 9 Sec.(Available to set)		
Mechanic life	more than 1,000,000 times		
Door Open Contact	Photo coupler contact		
Overloaded Current Protection	Available		
Operation temperature	60℃ ± 5℃ (Room temperature 30℃)		
Range of the door crack	Maximum of 10 mm		
Legth of bolt	16mm		
Weight	860g (included wrapping)		

Dimensions

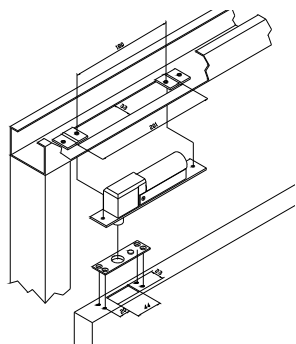


Unit: mm

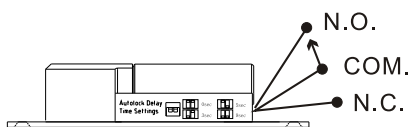
Related products (Optional)

BR-100 Bracket	UB-100 Glass holder	BR-100C
<p>【Installation】</p>	<p>【Installation】</p>	<p>【Installation】</p>

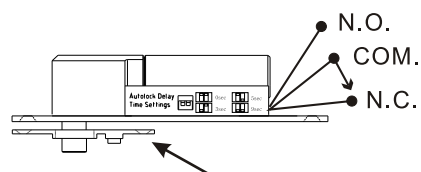
Structure diagram



※ Door position detection output:



When door is not closed, detection output is COM and N.O. Connected.



When door is closed, detection output is COM and N.C. Connected.